

HUNE Ordinary Hotel Lock

Reliable Structure & Well Design



Software capture

HUNE Intelligent Card Lock System 30.2-30-2---MF1-30.01-191022

Link User Room Lodge Issue Key Card Issue Maintenance Card Report System Management ShiftWork Exit

Guest Card Lodge Book Continue Check Out Read Card Inquire Room User Clock Card Erase Card Exit

Status Note All Single Room Double Room Luxury Room

A024
Single Room

Room Tel
Price
Status EMPTY
Guest

Status Of Rooms

Rooms QTY	45
Lodged	0
Vacant	35
Booked	2
Maintenanc	4
Dirty	4

A001	A002	A003	A004	A005	A006	A007	A008	A009	A010	A011	A012	A013	A014	A015
A016	A017	A018	A019	A020	A021	A022	A023	A024	A025	A026	A027	A028	A029	A030
A031	A032	A033	A034	A035	A036	A037	A038	A039	A040	A041	A042	A043	A044	A045

Turn Refresh ALL VACANT BOOK LODGE BOOK+LODC DIRTY MAINTENAN EXPIRATION Building All

Bill No.	Process	Room	Guest	P-In Time	In Time	Out Time	P-Out Time	Days	Operator
----------	---------	------	-------	-----------	---------	----------	------------	------	----------

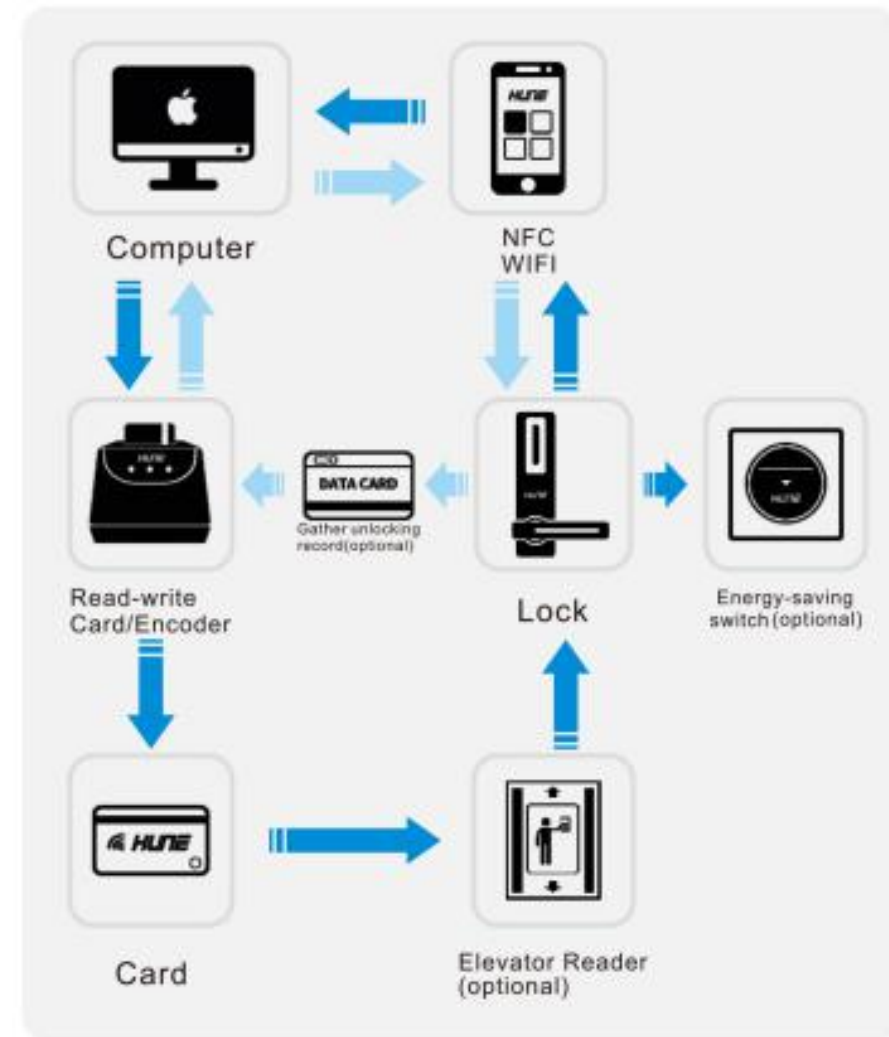
Super Operato 8 2020/2/4 TUE 18:10:52 http://www.hune.cn MF1-30.01-191022

System component

1. **Computer**---Install Lock System in Computer/laptop with
2. **Encoder** --- Connect to Computer by USB port.
Encoders work simultaneously in same network.
3. **Lock**---Can store latest 240 unlock records
4. **Card**---Temic/Mifare card workable in this system.
(100,000 times durability)

OPTIONAL COMPONENTS FOR HUNE CARD LOCK SYSTEM

1. **Data Register**---Collect Unlock information
2. **Energy Saving Switch**--- Insert door card to turn on illumination(lightning) system and air conditioner system
3. **Elevator Controller/Access Reader**---Read card information to release access permit to specific floor or sites
4. **NFC Mobile**---Collect unlock information, reset lock clock, emergency open, send information to lock



System component



MF card



Data Card Usage

① Format Data Card → ② Get data from the lock → ③ Read records

① Enter 'Lock Record' window from the lock software, put the Data Card into the encoder, click <Format Register> button.

② Take the Data Card to the lock, keep closing the Data Card to the reader of lock; blue led will flash during the process. When hear a 'tick' from the buzzer, it means getting data from the lock successfully.

③ Put the Data Card into the encoder, click <Read Record> button, the unlocking record will be displayed in list.

MF



MF encoder

data register

Beach Hotel Solution

- **Durability**

—— Because of the humid and hot environment, the lock install in beach hotel required a higher standard in rust proof, so stainless steel will be the best choice. Moreover, the traffic of beach hotel is high so you had better choose lock pass critical standard such as ANSI/BHMA .

HUNE ANSI/BHMA

B Grade: 800,000 times and no harm to mechanical

- **Simplified Design**

—— Beach is a feeling of relax and delight. We are sure your interior design has already use smart color match or decoration to offer guest this feeling, so what we do should be stay simple and not involve your design.



Models Recommend



929VSS-D



929SS-8-D



930-8-D



930SS-3-D

Urban Hotel Solution

- **Design**

—— To learn about the culture of a country is the reason why people stay in a city site hotel. Your design have revealed the connotation of the hotel, and our job is to bring feel of secure or cordial to your guest.

- **Certification**

—— Government will have high requirement to the city hotel fire proof standard. You may need authorized certification such as **UL** to prove the lock qualification.



Models Recommend




Urban Design

918-86-D



Urban Design

6100-D



Urban Design

6100-2-D

HUNE NFC SOLUTION

Modern Intelligent Hotel Mode



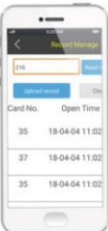
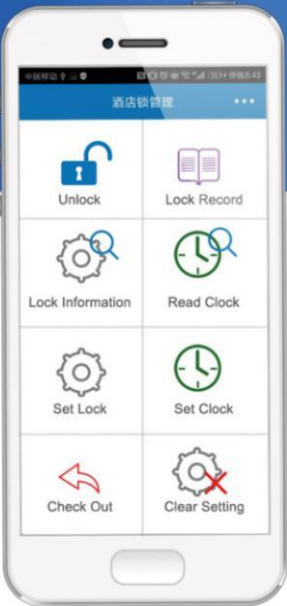


NFC Hotel Solution


In previous time, your staff may have to lay all locks on the floor then issue numbers of installation card and clock card to set the lock before installation.

You can try a more efficient way by using HUNE NFC Hotel Lock solution. You just need to set lock information in system and synchro to your Android phone.


Then you can set lock which has been installed on door by sending information to lock via NFC with HUNE NFC Hotel Lock APP.



◆ Lock Setting
Set room number or clock of the lock by NFC phone easy.



◆ Emergency Unlock
Unlock in emergency under authorization by NFC phone





◆ Reading unlocking record
Read unlocking record from lock by NFC phone. And synchronizes the data to the lock management system.


◆ Invalid Room Card
If customer checkout earlier without returning card , card can be terminated via NFC phone directly.


NFC APP


Hune Hotel Lock



Open Lock



Lock Record



Lock Information


Lock Clock


Lock Setting


Clock Setting


Check out


Clear card

Record Manage

210

Read room records

Upload record

Clear record

Upload local all records

Clear local all records

SNo.	Card No.	Open Time	Type	Operation
1	35	18-04-04 11:02:40	Room	Un-lock
2	37	18-04-04 11:02:32	Master	Un-lock
3	35	18-04-04 11:02:24	Room	Un-lock
4	36	18-04-04 11:02:08	Floor	Un-lock
5	35	18-04-04 11:01:40	Room	Un-lock

<

Open Lock

<

Lock Record

Close to the door to open



Close to the door to read



<

Clock Setting

<

Lock Information

Close to the door to config



Close to the door to read

